



# D12 Technology Help

This guide aims to provide quick reference videos for parents and students to assist in understanding commonly used technology during remote learning.

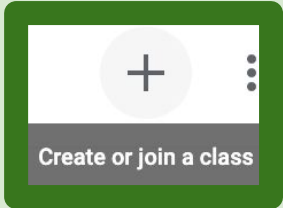
# Google Classroom




Click on the images to see a tutorial.  
Titles highlighted in blue and underlined  
are linked to additional resources.



Google Classroom




**Joining Google Classroom**



**Classroom Navigation**



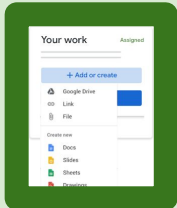
**Main Menu**



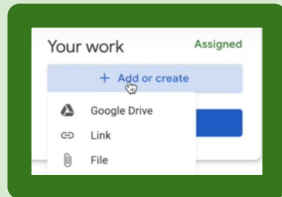
**Stream in Classroom**



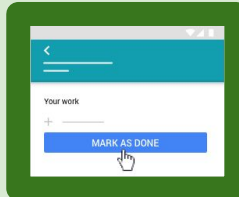
**Classwork, Turn In, & Comments**



**Attach or Create an Assignment**



**Upload a Photo as an Assignment**



**Mark as Done**



**[Email Summaries](#) for Guardians**



**Guardian's Guide to Google Tools**

# Other Common Digital Tools

Digital subscriptions that are outlined in neon green need to be accessed through a District 12 Chromebook. Please see the first video regarding the dropdown menu.



Joining a  
Google Meet



SeeSaw  
(What is [Seesaw?](#))



Flipgrid



D12 Chromebook  
Dropdown Menu



Savvas Login  
(Pearson)



Destiny  
(Library Catalog)



iReady  
(What is [iReady?](#))



IXL

# RMS Specific Digital Tools

Digital subscriptions that are outlined in neon green need to be accessed through a District 12 Chromebook. Please see the first video regarding the dropdown menu.



options for ebooks



RMS  
Destiny



Link to Login  
Skyward



Checking Grades  
in Skyward (RMS)