

ILLINOIS STATE BOARD OF EDUCATION
School Business Services Division

Accounting Basis:

☐ Cash
☒ Accrual

SCHOOL DISTRICT BUDGET FORM *
July 1, 2011 - June 30, 2012

Unbalanced budget, however, a
deficit reduction plan is not
required at this time.

Date of Amended Budget:

(MM/DD/YY)

District Name:

Roselle School District No. 12

District RCDT No:

19-022-0120-02-0000

Budget of Roselle School District No. 12, County of DuPage,
State of Illinois, for the Fiscal Year beginning July 1, 2011 and ending June 30, 2012.

WHEREAS the Board of Education of Roselle School District No. 12
County of DuPage, State of Illinois, caused to be prepared in tentative form a budget, and the Secretary
of this Board has made the same conveniently available to public inspection for at least thirty days prior to final action thereon;

AND WHEREAS a public hearing was held as to such budget on the 27th day of September, 2011,
notice of said hearing was given at least thirty days prior thereto as required by law, and all other legal requirements have been complied
with;

NOW, THEREFORE, Be it resolved by the Board of Education of said district as follows:

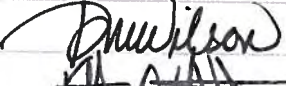




Section 1: That the fiscal year of this school district be and the same hereby is fixed and declared to be

beginning July 1, 2011 and ending June 30, 2012.

Section 2: That the following budget containing an estimate of amounts available in each Fund, separately, and expenditures from
each be and the same is hereby adopted as the budget of this school district for said fiscal year.

ADOPTION OF BUDGET

The budget shall be approved and signed below by members of the School Board. Adopted this 27th
day of September, 2011 by a roll call vote of 5 Yeas, and 0 Nays, to wit:

MEMBERS VOTING YEA:	MEMBERS VOTING NAY:
	
	
	
	
	

* Based on the 23 Illinois Administrative Code Part 100 and in conformity with Section 17-1 of the School Code.

(1) A certified copy of this document must be filed with the county clerk within 30 days of adoption as required
by Section 18-50 of the Property Tax Code (35 ILCS 200/18-50).

(2) Districts are required to submit the adopted/amended budget electronically to ISBE within 30 days of adoption or by October 31,
whichever comes first. Budgets are submitted to: www.isbe.net/sfms/budget/2012/budget.htm. The electronic version does
not require member signatures.

BUDGET SUMMARY

	A	B	C	D	E	F	G	H	I	J	K	L
1	Begin entering data on EstRev 5-10 and EstExp 11-17 tabs.											
2	Description	Acct #	(10) Educational	(20) Operations & Maintenance	(30) Debt Service	(40) Transportation	(50) Municipal Retirement/ Social Security	(60) Capital Projects	(70) Working Cash	(80) Tort	(90) Fire Prevention & Safety	
3	ESTIMATED BEGINNING FUND BALANCE July 1, 2011 ¹		457,012	81,536	99,971	85,547	27,908	0	828,884	0	0	
4	RECEIPTS/REVENUES											
5	LOCAL SOURCES	1000	5,256,043	674,564	563,874	219,491	118,262	0	100	0	0	
6	FLOW-THROUGH RECEIPTS/REVENUES FROM ONE DISTRICT TO ANOTHER DISTRICT	2000										
7	STATE SOURCES	3000	598,259	0	0	189,322	0	0	0	0	0	
8	FEDERAL SOURCES	4000	437,542	0	0	0	0	0	0	0	0	
9	Total Direct Receipts/Revenues		6,291,844	674,564	563,874	408,813	118,262	0	100	0	0	
10	Receipts/Revenues for "On Behalf" Payments ²	3998	985,330									
11	Total Receipts/Revenues		7,277,174	674,564	563,874	408,813	118,262	0	100	0	0	
12	DISBURSEMENTS/EXPENDITURES											
13	INSTRUCTION	1000	4,329,728				74,936					
14	SUPPORT SERVICES	2000	1,735,677	583,782		359,401	72,591	0		0	0	
15	COMMUNITY SERVICES	3000	0	0		0	0					
16	PAYMENTS TO OTHER DISTRICTS & GOVT UNITS	4000	511,500	3,000	0	0	0	0			0	
17	DEBT SERVICES	5000	0	185,000	380,000	0	0			0	0	
18	PROVISION FOR CONTINGENCIES	6000	15,000	0	0	0	0	0		0	0	
19	Total Direct Disbursements/Expenditures		6,591,905	771,782	380,000	359,401	147,527	0		0	0	
20	Disbursements/Expenditures for "On Behalf" Payments ²	4180	985,330	0	0	0	0	0		0	0	
21	Total Disbursements/Expenditures		7,577,235	771,782	380,000	359,401	147,527	0		0	0	
22	Excess of Direct Receipts/Revenues Over (Under) Direct Disbursements/Expenditures		(300,061)	(97,218)	183,874	49,412	(29,265)	0	100	0	0	
23	OTHER SOURCES/USES OF FUNDS											
24	OTHER SOURCES OF FUNDS (7000)											
25	PERMANENT TRANSFER FROM VARIOUS FUNDS											
26	Abolishment the Working Cash Fund	7110										
27	Abatement of the Working Cash Fund	7110	400,000	15,000			30,000					
28	Transfer of Working Cash Fund Interest	7120										
29	Transfer Among Funds	7130										
30	Transfer of Interest	7140										
31	Transfer from Capital Projects Fund to O&M Fund	7150		0								
32	Transfer of Excess Fire Prev & Safety Tax & Interest ³	7160										
33	Proceeds to O&M Fund			0								
34	Transfer of Excess Accumulated Fire Prev & Safety Bond and Int ³	7170										
35	Proceeds to Debt Service Fund				0							
36	SALE OF BONDS (7200)											
37	Principal on Bonds Sold ⁴	7210										
38	Premium on Bonds Sold	7220										
39	Accrued Interest on Bonds Sold	7230										
40	Sale or Compensation for Fixed Assets ⁵	7300										
41	Transfer to Debt Service to Pay Principal on Capital Leases	7400			0							
42	Transfer to Debt Service Fund to Pay Interest on Capital Leases	7500			0							
43	Transfer to Debt Service Fund to Pay Principal on Revenue Bonds	7600			0							
44	Transfer to Debt Service Fund to Pay Interest on Revenue Bonds	7700			0							
45	Transfer to Capital Projects Fund	7800						0				
46	ISBE Loan Proceeds	7900										
47	Other Sources Not Classified Elsewhere	7990										
48	Total Other Sources of Funds		400,000	15,000	0	0	30,000	0	0	0	0	

	A	B	C	D	E	F	G	H	I	J	K	L
1	<i>Begin entering data on EstRev 5-10 and EstExp 11-17 tabs.</i>											
2	Description	Acct #	(10) Educational	(20) Operations & Maintenance	(30) Debt Service	(40) Transportation	(50) Municipal Retirement/ Social Security	(60) Capital Projects	(70) Working Cash	(80) Tort	(90) Fire Prevention & Safety	
47	OTHER USES OF FUNDS (8000)											
49	TRANSFER TO VARIOUS OTHER FUNDS (8100)											
50	Abolishment or Abatement of the Working Cash Fund	8110							450,000			
51	Transfer of Working Cash Fund Interest	8120										
52	Transfer Among Funds	8130										
53	Transfer of Interest ⁶	8140										
54	Transfer from Capital Projects Fund to O&M Fund	8150										
55	Transfer of Excess Fire Prev & Safety Tax & Interest ³ Proceeds to O&M Fund	8160										
56	Transfer of Excess Accumulated Fire Prev & Safety Bond ³ and Int Proceeds to Debt Service Fund	8170										
57	Taxes Pledged to Pay Principal on Capital Leases	8410										
58	Grants/Reimbursements Pledged to Pay Principal on Capital Leases	8420										
59	Other Revenues Pledged to Pay Principal on Capital Leases	8430										
60	Fund Balance Transfers Pledged to Pay Principal on Capital Leases	8440										
61	Taxes Pledged to Pay Interest on Capital Leases	8510										
62	Grants/Reimbursements Pledged to Pay Interest on Capital Leases	8520										
63	Other Revenues Pledged to Pay Interest on Capital Leases	8530										
64	Fund Balance Transfers Pledged to Pay Interest on Capital Leases	8540										
65	Taxes Pledged to Pay Principal on Revenue Bonds	8610										
66	Grants/Reimbursements Pledged to Pay Principal on Revenue Bonds	8620										
67	Other Revenues Pledged to Pay Principal on Revenue Bonds	8630										
68	Fund Balance Transfers Pledged to Pay Principal on Revenue Bonds	8640										
69	Taxes Pledged to Pay Interest on Revenue Bonds	8710										
70	Grants/Reimbursements Pledged to Pay Interest on Revenue Bonds	8720										
71	Other Revenues Pledged to Pay Interest on Revenue Bonds	8730										
72	Fund Balance Transfers Pledged to Pay Interest on Revenue Bonds	8740										
73	Taxes Transferred to Pay for Capital Projects	8810										
74	Grants/Reimbursements Pledged to Pay for Capital Projects	8820										
75	Other Revenues Pledged to Pay for Capital Projects	8830										
76	Fund Balance Transfers Pledged to Pay for Capital Projects	8840										
77	Transfer to Debt Service Fund to Pay Principal on ISBE Loans	8910										
78	Other Uses Not Classified Elsewhere	8990										
79	Total Other Uses of Funds		0	0	0	0	0	0	450,000	0	0	
80	Total Other Sources/Uses of Fund		400,000	15,000	0	0	30,000	0	(450,000)	0	0	
81	ESTIMATED ENDING FUND BALANCE June 30, 2012		556,951	(682)	283,845	134,959	28,643	0	378,984	0	0	
82												
83	SUMMARY OF EXPENDITURES (by Major Object)											
84	Description	Acct #	(10) Educational	(20) Operations & Maintenance	(30) Debt Service	(40) Transportation	(50) Municipal Retirement/ Social Security	(60) Capital Projects	(70) Working Cash	(80) Tort	(90) Fire Prevention & Safety	Total By Object
85	Object Name											
87	Salaries	100	4,625,446	33,150		1,301		0		0	0	4,659,897
88	Employee Benefits	200	730,964	3,232		0	147,527	0		0	0	881,723
89	Purchased Services	300	272,695	400,000	0	355,600		0		0	0	1,028,295
90	Supplies & Materials	400	295,425	120,000		0		0		0	0	415,425
91	Capital Outlay	500	73,200	27,400		0		0		0	0	100,600
92	Other Objects	600	594,175	188,000	380,000	2,500	0	0		0	0	1,164,675
93	Non-Capitalized Equipment	700	0	0		0		0		0	0	0
94	Termination Benefits	800	0	0		0						0
95	Total Expenditures		6,591,905	771,782	380,000	359,401	147,527	0		0	0	8,250,615

SUMMARY OF CASH TRANSACTIONS

	A	B	C	D	E	F	G	H	I	J	K
	Description	Acct #	(10) Educational	(20) Operations & Maintenance	(30) Debt Service	(40) Transportation	(50) Municipal Retirement/ Social Security	(60) Capital Projects	(70) Working Cash	(80) Tort	(90) Fire Prevention & Safety
1											
2											
3	BEGINNING CASH BALANCE ON HAND July 1, 2011 ⁷		3,446,194	277,227	318,016	170,065	23,831	0	828,763		
4	Total Direct Receipts & Other Sources ⁸		6,691,844	689,564	563,874	408,813	148,262	0	100	0	0
5	OTHER RECEIPTS										
6	Interfund Loans Payable (Loans from Other Funds)	411									
7	Interfund Loans Receivable (Repayment of Loans)	141									
8	Notes and Warrants Payable	433									
9	Other Current Assets	199									
10	Total Other Receipts		0	0	0	0	0	0	0	0	0
11	Total Direct Receipts, Other Sources, & Other Receipts		6,691,844	689,564	563,874	408,813	148,262	0	100	0	0
12	Total Amount Available		10,138,038	966,791	881,890	578,878	172,093	0	828,863	0	0
13	Total Direct Disbursements & Other Uses ⁹		6,591,905	771,782	380,000	359,401	147,527	0	450,000	0	0
14	OTHER DISBURSEMENTS										
15	Interfund Loans Receivable (Loans to Other Funds) ¹⁰	141									
16	Interfund Loans Payable (Repayment of Loans)	411									
17	Notes and Warrants Payable	433									
18	Other Current Liabilities	499									
19	Total Other Disbursements		0	0	0	0	0	0	0	0	0
20	Total Direct Disbursements, Other Uses, & Other Disbursements		6,591,905	771,782	380,000	359,401	147,527	0	450,000	0	0
21	ENDING CASH BALANCE ON HAND June 30, 2012 ⁷		3,546,133	195,009	501,890	219,477	24,566	0	378,863	0	0

ESTIMATED RECEIPTS/REVENUES

	A	B	C	D	E	F	G	H	I	J	K
1			(10)	(20)	(30)	(40)	(50)	(60)	(70)	(80)	(90)
2	Description	Acct #	Educational	Operations & Maintenance	Debt Service	Transportation	Municipal Retirement/ Social Security	Capital Projects	Working Cash	Tort	Fire Prevention & Safety
3	RECEIPTS/REVENUES FROM LOCAL SOURCES										
4	AD VALOREM TAXES LEVIED BY LOCAL EDUCATION AGENCY										
5	Designated Purposes Levies ¹¹	-	4,904,443	570,989	563,374	198,911	73,162				
6	Leasing Purposes Levy ¹²	1130									
7	Special Education Purposes Levy	1140									
8	FICA and Medicare Only Levies	1150									
9	Area Vocational Construction Purposes Levy	1160									
10	Summer School Purposes Levy	1170									
11	Other Tax Levies (Describe & Itemize)	1190									
12	Total Ad Valorem Taxes Levied by District		4,904,443	570,989	563,374	198,911	73,162	0	0	0	0
13	PAYMENTS IN LIEU OF TAXES										
14	Mobile Home Privilege Tax	1210									
15	Payments from Local Housing Authority	1220									
16	Corporate Personal Property Replacement Taxes ¹³	1230	125,000				45,000				
17	Other Payments in Lieu of Taxes (Describe & Itemize)	1290									
18	Total Payments in Lieu of Taxes		125,000	0	0	0	45,000	0	0	0	0
19	TUITION										
20	Regular Tuition from Pupils or Parents (In State)	1311									
21	Regular Tuition from Other Districts (In State)	1312									
22	Regular Tuition from Other Sources (In State)	1313									
23	Regular Tuition from Other Sources (Out of State)	1314									
24	Summer School Tuition from Pupils or Parents (In State)	1321	3,500								
25	Summer School Tuition from Other Districts (In State)	1322									
26	Summer School Tuition from Other Sources (In State)	1323									
27	Summer School Tuition from Other Sources (Out of State)	1324									
28	CTE Tuition from Pupils or Parents (In State)	1331									
29	CTE Tuition from Other Districts (In State)	1332									
30	CTE Tuition from Other Sources (In State)	1333									
31	CTE Tuition from Other Sources (Out of State)	1334									
32	Special Education Tuition from Pupils or Parents (In State)	1341									
33	Special Education Tuition from Other Districts (In State)	1342	20,000								
34	Special Education Tuition from Other Sources (In State)	1343									
35	Special Education Tuition from Other Sources (Out of State)	1344									
36	Adult Tuition from Pupils or Parents (In State)	1351									
37	Adult Tuition from Other Districts (In State)	1352									
38	Adult Tuition from Other Sources (In State)	1353									
39	Adult Tuition from Other Sources (Out of State)	1354									
40	Total Tuition		23,500								
41	TRANSPORTATION FEES										
42	Regular Transportation Fees from Pupils or Parents (In State)	1411				10,330					
43	Regular Transportation Fees from Other Districts (In State)	1412				10,000					
44	Regular Transportation Fees from Other Sources (In State)	1413									
45	Regular Transportation Fees from Co-curricular Activities (In State)	1415									
46	Regular Transportation Fees from Other Sources (Out of State)	1416									
47	Summer School Transportation Fees from Pupils or Parents (In State)	1421									
48	Summer School Transportation Fees from Other Districts (In State)	1422									
49	Summer School Transportation Fees from Other Sources (In State)	1423									
50	Summer School Transportation Fees from Other Sources (Out of State)	1424									
51	CTE Transportation Fees from Pupils or Parents (In State)	1431									
52	CTE Transportation Fees from Other Districts (In State)	1432									
53	CTE Transportation Fees from Other Sources (In State)	1433									
54	CTE Transportation Fees from Other Sources (Out of State)	1434									
55	Special Education Transportation Fees from Pupils or Parents (In State)	1441									

ESTIMATED RECEIPTS/REVENUES

1	A	B	C	D	E	F	G	H	I	J	K
2	Description	Acct #	(10) Educational	(20) Operations & Maintenance	(30) Debt Service	(40) Transportation	(50) Municipal Retirement/ Social Security	(60) Capital Projects	(70) Working Cash	(80) Tort	(90) Fire Prevention & Safety
56	Special Education Transportation Fees from Other Districts (In State)	1442									
57	Special Education Transportation Fees from Other Sources (In State)	1443									
58	Special Education Transportation Fees from Other Sources (Out of State)	1444									
59	Adult Transportation Fees from Pupils or Parents (In State)	1451									
60	Adult Transportation Fees from Other Districts (In State)	1452									
61	Adult Transportation Fees from Other Sources (In State)	1453									
62	Adult Transportation Fees from Other Sources (Out of State)	1454									
63	Total Transportation Fees					20,330					
64	EARNINGS ON INVESTMENTS										
65	Interest on Investments	1510	16,100	400	500	250	100		100		
66	Gain or Loss on Sale of Investments	1520									
67	Total Earnings on Investments		16,100	400	500	250	100	0	100	0	0
68	FOOD SERVICE										
69	Sales to Pupils - Lunch	1611	81,700								
70	Sales to Pupils - Breakfast	1612									
71	Sales to Pupils - A la Carte	1613									
72	Sales to Pupils - Other (Describe & Itemize)	1614									
73	Sales to Adults	1620	200								
74	Other Food Service (Describe & Itemize)	1690									
75	Total Food Service		81,900								
76	DISTRICT/SCHOOL ACTIVITY INCOME										
77	Admissions - Athletic	1711									
78	Admissions - Other	1719									
79	Fees	1720	35,700								
80	Book Store Sales	1730									
81	Other District/School Activity Revenue (Describe & Itemize)	1790									
82	Total District/School Activity Income		35,700	0							
83	TEXTBOOK Income										
84	Rentals - Regular Textbooks	1811	62,000								
85	Rentals - Summer School Textbooks	1812									
86	Rentals - Adult/Continuing Education Textbooks	1813									
87	Rentals - Other (Describe)	1819									
88	Sales - Regular Textbooks	1821									
89	Sales - Summer School Textbooks	1822									
90	Sales - Adult/Continuing Education Textbooks	1823									
91	Sales - Other (Describe & Itemize)	1829									
92	Other (Describe & Itemize)	1890									
93	Total Textbooks		62,000								
94	OTHER REVENUE FROM LOCAL SOURCES										
95	Rentals	1910		96,000							
96	Contributions and Donations from Private Sources	1920		7,175							
97	Impact Fees from Municipal or County Governments	1930									
98	Services Provided Other Districts	1940									
99	Refund of Prior Years' Expenditures	1950									
100	Payments of Surplus Moneys from TIF Districts	1960									
101	Drivers' Education Fees	1970									
102	Proceeds from Vendors' Contracts	1980									
103	School Facility Occupation Tax Proceeds	1983									
104	Payment from Other Districts	1991									
105	Sale of Vocational Projects	1992									
106	Other Local Fees	1993	4,000								
107	Other Local Revenues (Describe & Itemize)	1999	3,400								
108	Total Other Revenue from Local Sources		7,400	103,175	0	0	0	0	0	0	0
109	Total Receipts/Revenues from Local Sources	1000	5,256,043	674,564	563,874	219,491	118,262	0	100	0	0

	A	B	C	D	E	F	G	H	I	J	K
1			(10)	(20)	(30)	(40)	(50)	(60)	(70)	(80)	(90)
2	Description	Acct #	Educational	Operations & Maintenance	Debt Service	Transportation	Municipal Retirement/ Social Security	Capital Projects	Working Cash	Tort	Fire Prevention & Safety
	FLOW-THROUGH RECEIPTS/REVENUES FROM ONE DISTRICT TO ANOTHER DISTRICT										
110	Flow-Through Revenue from State Sources	2100									
112	Flow-Through Revenue from Federal Sources	2200									
113	Other Flow-Through Revenue (Describe & Itemize)	2300									
114	Total Flow-Through Receipts/Revenues From One District to Another District	2000	0	0		0	0				
115	RECEIPTS/REVENUES FROM STATE SOURCES										
116	UNRESTRICTED GRANTS-IN-AID										
117	General State Aid (Section 18-9.05)	3001	291,945								
118	General State Aid Hold Harmless/Supplemental	3002									
119	Reorganization Incentives (Accounts 3005-3021)	3005									
120	Other Unrestricted Grants-In-Aid From State Sources (Describe & Itemize)	3099									
121	Total Unrestricted Grants-In-Aid		291,945	0	0	0	0	0		0	0
122	RESTRICTED GRANTS-IN-AID										
123	SPECIAL EDUCATION										
124	Special Education - Private Facility Tuition	3100	25,000								
125	Special Education - Extraordinary	3105	120,000								
126	Special Education - Personnel	3110	108,131								
127	Special Education - Orphanage - Individual	3120									
128	Special Education - Orphanage - Summer	3130									
129	Special Education - Summer School	3145	1,500								
130	Special Education - Other (Describe & Itemize)	3199									
131	Total Special Education		254,631	0		0					
132	CAREER AND TECHNICAL EDUCATION (CTE)										
133	CTE - Technical Education - Tech Prep	3200									
134	CTE - Secondary Program Improvement (CTEI)	3220									
135	CTE - WECEP	3225									
136	CTE - Agriculture Education	3235									
137	CTE - Instructor Practicum	3240									
138	CTE - Student Organizations	3270									
139	CTE - Other (Describe & Itemize)	3299									
140	Total Career and Technical Education		0	0			0				
141	BILINGUAL EDUCATION										
142	Bilingual Education - Downstate - TPI and TBE	3305	27,333								
143	Bilingual Education - Downstate - Transitional Bilingual Education	3310									
144	Total Bilingual Education		27,333				0				
145	State Free Lunch & Breakfast	3360	850								
146	School Breakfast Initiative	3365									
147	Driver Education	3370									
148	Adult Education (from ICCB)	3410									
149	Adult Education - Other (Describe & Itemize)	3499									
150	TRANSPORTATION										
151	Transportation - Regular/Vocational	3500				123,500					
152	Transportation - Special Education	3510				65,822					
153	Transportation - Other (Describe & Itemize)	3599									
154	Total Transportation		0	0		189,322	0				
155	Learning Improvement - Change Grants	3610									
156	Scientific Literacy	3660									
157	Truant Alternative/Optional Education	3695									
158	Early Childhood - Block Grant	3705									
159	Reading Improvement Block Grant	3715									
160	Reading Improvement Block Grant - Reading Recovery	3720									
161	Continued Reading Improvement Block Grant	3725									
162	Continued Reading Improvement Block Grant (2% Set Aside)	3726									

ESTIMATED RECEIPTS/REVENUES

	A	B	C	D	E	F	G	H	I	J	K
1			(10)	(20)	(30)	(40)	(50)	(60)	(70)	(80)	(90)
2	Description	Acct #	Educational	Operations & Maintenance	Debt Service	Transportation	Municipal Retirement/ Social Security	Capital Projects	Working Cash	Tort	Fire Prevention & Safety
163	Chicago General Education Block Grant	3766									
164	Chicago Educational Services Block Grant	3767									
165	School Safety & Educational Improvement Block Grant	3775	23,000								
166	Technology - Learning Technology Centers	3780	500								
167	State Charter Schools	3815									
168	Extended Learning Opportunities - Summer Bridges	3825									
169	Infrastructure Improvements - Planning/Construction	3920									
170	School Infrastructure - Maintenance Projects	3925									
171	Other Restricted Revenue from State Sources (Describe & Itemize)	3999									
172	Total Restricted Grants-In-Aid		306,314	0	0	189,322	0	0	0	0	0
173	Total Receipts/Revenues from State Sources	3000	598,259	0	0	189,322	0	0	0	0	0
174	RECEIPTS/REVENUES FROM FEDERAL SOURCES										
175	UNRESTRICTED GRANTS-IN-AID RECEIVED DIRECTLY FROM FEDERAL GOVT.										
176	Federal Impact Aid	4001									
177	Other Unrestricted Grants-In-Aid Received Directly from the Federal Govt. (Describe & Itemize)	4009									
178	Total Unrestricted Grants-In-Aid Received Directly from Fed Govt		0	0	0	0	0	0	0	0	0
179	RESTRICTED GRANTS-IN-AID RECEIVED DIRECTLY FROM FEDERAL GOVT										
180	Head Start	4045									
181	Construction (Impact Aid)	4050									
182	MAGNET	4060									
183	Other Restricted Grants-In-Aid Received Directly from Federal Govt. (Describe & Itemize)	4090									
184	Total Restricted Grants-In-Aid Received Directly from Federal Govt.		0	0		0	0	0			0
185	RESTRICTED GRANTS-IN-AID RECEIVED FROM FEDERAL GOVT. THRU THE STATE										
186	TITLE V										
187	Title V - Innovation and Flexibility Formula	4100									
188	Title V - SEA Projects	4105									
189	Title V - Rural and Low Income Schools (REI)	4107									
190	Title V - Other (Describe & Itemize)	4199									
191	Total Title V		0	0		0	0				
192	FOOD SERVICE										
193	Breakfast Start-Up	4200									
194	National School Lunch Program	4210	27,500								
195	Special Milk Program	4215									
196	School Breakfast Program	4220									
197	Summer Food Service Admin/Program	4225									
198	Child Care Commodity/SFS 13-Adult Day Care	4226									
199	Fresh Fruit and Vegetables	4240									
200	Food Service - Other (Describe & Itemize)	4299									
201	Total Food Service		27,500				0				
202	TITLE I										
203	Title I - Low Income	4300	26,126								
204	Title I - Low Income - Neglected, Private	4305									
205	Title I - Comprehensive School Reform	4332									
206	Title I - Reading First	4334									
207	Title I - Even Start	4335									
208	Title I - Reading First SEA Funds	4337									
209	Title I - Migrant Education	4340									
210	Title I - Other (Describe & Itemize)	4399									
211	Total Title I		26,126	0		0	0				

ESTIMATED RECEIPTS/REVENUES

	A	B	C	D	E	F	G	H	I	J	K
1			(10)	(20)	(30)	(40)	(50)	(60)	(70)	(80)	(90)
2	Description	Acct #	Educational	Operations & Maintenance	Debt Service	Transportation	Municipal Retirement/ Social Security	Capital Projects	Working Cash	Tort	Fire Prevention & Safety
212	TITLE IV										
213	Title IV - Safe & Drug Free Schools - Formula	4400									
214	Title IV - 21st Century	4421									
215	Title IV - Other (Describe & Itemize)	4499									
216	Total Title IV		0	0		0	0				
217	FEDERAL - SPECIAL EDUCATION										
218	Federal Special Education - Preschool Flow-Through	4600	10,423								
219	Federal Special Education - Preschool Discretionary	4605									
220	Federal Special Education - IDEA Flow Through/Low Incidence	4620	296,843								
221	Federal Special Education - IDEA Room & Board	4625									
222	Federal Special Education - IDEA Discretionary	4630									
223	Federal Special Education - IDEA - Other (Describe & Itemize)	4699									
224	Total Federal Special Education		307,266	0		0	0				
225	CTE - PERKINS										
226	CTE - Perkins-Title III E Tech Prep	4770									
227	CTE - Other (Describe & Itemize)	4799									
228	Total CTE - Perkins		0	0			0				
229	Federal - Adult Education	4810									
230	ARRA - General State Aid - Education Stabilization	4850									
231	ARRA - Title I - Low Income	4851									
232	ARRA - Title I - Neglected, Private	4852									
233	ARRA - Title I - Delinquent, Private	4853									
234	ARRA - Title I - School Improvement (Part A)	4854									
235	ARRA - Title I - School Improvement (Section 1003g)	4855									
236	ARRA - IDEA - Part B - Preschool	4856									
237	ARRA - IDEA - Part B - Flow-Through	4857									
238	ARRA - Title IID - Technology - Formula	4860									
239	ARRA - Title IID - Technology - Competitive	4861									
240	ARRA - McKinney - Vento Homeless Education	4862									
241	ARRA - Child Nutrition Equipment Assistance	4863									
242	Impact Aid Formula Grants	4864									
243	Impact Aid Competitive Grants	4865									
244	Qualified Zone Academy Bond Tax Credits	4866									
245	Qualified School Construction Bond Credits	4867									
246	Build America Bond Tax Credits	4868									
247	Build America Bond Interest Reimbursement	4869									
248	ARRA - General State Aid - Other Government Services Stabilization	4870									
249	Other ARRA Funds - II	4871	26,850								
250	Other ARRA Funds - III	4872									
251	Other ARRA Funds - IV	4873									
252	Other ARRA Funds - V	4874									
253	ARRA - Early Childhood	4875									
254	Other ARRA Funds - VII	4876									
255	Other ARRA Funds - VIII	4877									
256	Other ARRA Funds - IX	4878									
257	Other ARRA Funds - X	4879									
258	Other ARRA Funds - XI	4880									
259	Total Stimulus Programs		26,850	0	0	0	0	0		0	0
260	Advanced Placement Fee/International Baccalaureate	4904									
261	Emergency Immigrant Assistance	4905									
262	Title III - English Language Acquisition	4909									
263	Learn & Serve America	4910									
264	McKinney Education for Homeless Children	4920									
265	Title II - Eisenhower - Professional Development Formula	4930	36,880								
266	Title II - Teacher Quality	4932									
267	Federal Charter Schools	4960									

ESTIMATED RECEIPTS/REVENUES

1	A	B	C	D	E	F	G	H	I	J	K
2	Description	Acct #	(10) Educational	(20) Operations & Maintenance	(30) Debt Service	(40) Transportation	(50) Municipal Retirement/ Social Security	(60) Capital Projects	(70) Working Cash	(80) Tort	(90) Fire Prevention & Safety
268	Medicaid Matching Funds - Administrative Outreach	4991									
269	Medicaid Matching Funds - Fee-For-Service Program	4992	12,920								
270	Other Restricted Grants Received from Federal Government through State (Describe & Itemize)	4998									
271	Total Restricted Grants-In-Aid Received from Federal Govt. Thru the State		437,542	0	0	0	0	0		0	0
272	TOTAL RECEIPTS/REVENUES FROM FEDERAL SOURCES	4000	437,542	0	0	0	0	0	0	0	0
273	TOTAL DIRECT RECEIPTS/REVENUES		6,291,844	674,564	563,874	408,813	118,262	0	100	0	0

ESTIMATED DISBURSEMENTS/EXPENDITURES

	A	B	C	D	E	F	G	H	I	J	K
1			(100)	(200)	(300)	(400)	(500)	(600)	(700)	(800)	(900)
2	Description	Funct #	Salaries	Employee Benefits	Purchased Services	Supplies & Materials	Capital Outlay	Other Objects	Non-Capitalized Equipment	Termination Benefits	Total
3	10 - EDUCATIONAL FUND (ED)										
4	INSTRUCTION (ED)										
5	Regular Programs	1100	2,550,751	391,644	43,000	50,000		8,625			3,044,020
6	Pre-K Programs	1125									0
7	Special Education Programs (Functions 1200 - 1220)	1200	666,014	140,217	6,600	7,000	3,200	950			823,981
8	Special Education Programs Pre-K	1225									0
9	Remedial and Supplemental Programs K-12	1250	83,075	13,834		500					97,409
10	Remedial and Supplemental Programs Pre-K	1275									0
11	Adult/Continuing Education Programs	1300									0
12	CTE Programs	1400									0
13	Interscholastic Programs	1500	57,500	0	3,600	7,700	0	2,500			71,300
14	Summer School Programs	1600	15,000	0	120	675					15,795
15	Gifted Programs	1650	90,257	690	850	1,000	0	100			92,897
16	Driver's Education Programs	1700									0
17	Bilingual Programs	1800	133,336	8,190	1,000	1,800					144,326
18	Truant Alternative & Optional Programs	1900									0
19	Pre-K Programs - Private Tuition	1910									0
20	Regular K-12 Programs Private Tuition	1911									0
21	Special Education Programs K-12 Private Tuition	1912						40,000			40,000
22	Special Education Programs Pre-K Tuition	1913									0
23	Remedial/Supplemental Programs K-12 Private Tuition	1914									0
24	Remedial/Supplemental Programs Pre-K Private Tuition	1915									0
25	Adult/Continuing Education Programs Private Tuition	1916									0
26	CTE Programs Private Tuition	1917									0
27	Interscholastic Programs Private Tuition	1918									0
28	Summer School Programs Private Tuition	1919									0
29	Gifted Programs Private Tuition	1920									0
30	Bilingual Programs Private Tuition	1921									0
31	Truants Alternative/Opt Ed Programs Private Tuition	1922									0
32	Total Instruction ¹⁴	1000	3,595,933	554,575	55,170	68,675	3,200	52,175	0	0	4,329,728
33	SUPPORT SERVICES (ED)										
34	Support Services - Pupil										
35	Attendance & Social Work Services	2110	76,856	12,816	350	600					90,622
36	Guidance Services	2120									0
37	Health Services	2130	116,440	148	4,500	3,100					124,188
38	Psychological Services	2140									0
39	Speech Pathology & Audiology Services	2150									0
40	Other Support Services - Pupils (Describe & Itemize)	2190									0
41	Total Support Services - Pupil	2100	193,296	12,964	4,850	3,700	0	0	0	0	214,810
42	Support Services - Instructional Staff										
43	Improvement of Instruction Services	2210	11,000	0	8,000	1,300	0	300			20,600
44	Educational Media Services	2220	190,174	44,054	11,000	27,500					272,728
45	Assessment & Testing	2230									0
46	Total Support Services - Instructional Staff	2200	201,174	44,054	19,000	28,800	0	300	0	0	293,328
47	Support Services - General Administration										
48	Board of Education Services	2310	0	0	97,100	3,500	0	10,500			111,100
49	Executive Administration Services	2320	171,425	23,142	6,400	150		2,000			203,117
50	Special Area Administration Services	2330									0
51	Tort Immunity Services	2360 - 2370									0
52	Total Support Services - General Administration	2300	171,425	23,142	103,500	3,650	0	12,500	0	0	314,217
53	Support Services - School Administration										
54	Office of the Principal Services	2410	245,427	49,524	2,350	400	0	1,000			298,701
55	Other Support Services - School Administration (Describe & Itemize)	2490									0
56	Total Support Services - School Administration	2400	245,427	49,524	2,350	400	0	1,000	0	0	298,701

ESTIMATED DISBURSEMENTS/EXPENDITURES

	A	B	C	D	E	F	G	H	I	J	K
1			(100)	(200)	(300)	(400)	(500)	(600)	(700)	(800)	(900)
2	Description	Funct #	Salaries	Employee Benefits	Purchased Services	Supplies & Materials	Capital Outlay	Other Objects	Non-Capitalized Equipment	Termination Benefits	Total
57	Support Services - Business										
58	Direction of Business Support Services	2510									0
59	Fiscal Services	2520	187,742	44,105	4,325	8,500	0	1,000			245,672
60	Operation & Maintenance of Plant Services	2540	0	0	52,100						52,100
61	Pupil Transportation Services	2550									0
62	Food Services	2560	29,949	2,600	0	148,500	0	700			181,749
63	Internal Services	2570									0
64	Total Support Services - Business	2500	217,691	46,705	56,425	157,000	0	1,700	0	0	479,521
65	Support Services - Central										
66	Direction of Central Support Services	2610									0
67	Planning, Research, Development & Evaluation Services	2620									0
68	Information Services	2630									0
69	Staff Services	2640									0
70	Data Processing Services	2660	500	0	31,400	33,200	70,000				135,100
71	Total Support Services - Central	2600	500	0	31,400	33,200	70,000	0	0	0	135,100
72	Other Support Services (Describe & Itemize)	2900									0
73	Total Support Services	2000	1,029,513	176,389	217,525	226,750	70,000	15,500	0	0	1,735,677
74	COMMUNITY SERVICES (ED)	3000									0
75	PAYMENTS TO OTHER DISTRICTS & GOVT UNITS (ED)										
76	Payments to Other Govt Units (In-State)										
77	Payments for Regular Programs	4110									0
78	Payments for Special Education Programs	4120									0
79	Payments for Adult/Continuing Education Programs	4130									0
80	Payments for CTE Programs	4140									0
81	Payments for Community College Programs	4170									0
82	Other Payments to In-State Govt Units (Describe & Itemize)	4190									0
83	Total Payments to Districts and Other Govt Units (In-State)	4100			0			0			0
84	Payments for Regular Programs - Tuition	4210									0
85	Payments for Special Education Programs - Tuition	4220						511,500			511,500
86	Payments for Adult/Continuing Education Programs - Tuition	4230									0
87	Payments for CTE Programs - Tuition	4240									0
88	Payments for Community College Programs - Tuition	4270									0
89	Payments for Other Programs - Tuition	4280									0
90	Other Payments to In-State Govt Units	4290									0
91	Total Payments to Other Dist & Govt Units - Tuition (In State)	4200						511,500			511,500
92	Payments for Regular Programs - Transfers	4310									0
93	Payments for Special Education Programs - Transfers	4320									0
94	Payments for Adult/Continuing Ed Programs - Transfers	4330									0
95	Payments for CTE Programs - Transfers	4340									0
96	Payments for Community College Program - Transfers	4370									0
97	Payments for Other Programs - Transfers	4380									0
98	Other Payments to In-State Govt Units - Transfers	4390									0
99	Total Payments to Other District & Govt Units - Transfers (In State)	4300			0			0			0
100	Payments to Other District & Govt Units (Out of State)	4400									0
101	Total Payments to Other District & Govt Units	4000			0			511,500			511,500
102	DEBT SERVICE (ED)										
103	Debt Service - Interest on Short-Term Debt										
104	Tax Anticipation Warrants	5110									0
105	Tax Anticipation Notes	5120									0
106	Corporate Personal Property Repl Tax Anticipated Notes	5130									0
107	State Aid Anticipation Certificates	5140									0
108	Other Interest on Short-Term Debt	5150									0
109	Total Debt Service - Interest on Short-Term Debt	5100						0			0

	A	B	C	D	E	F	G	H	I	J	K
			(100)	(200)	(300)	(400)	(500)	(600)	(700)	(800)	(900)
1	Description	Funct #	Salaries	Employee Benefits	Purchased Services	Supplies & Materials	Capital Outlay	Other Objects	Non-Capitalized Equipment	Termination Benefits	Total
110	Debt Service - Interest on Long-Term Debt	5200									0
111	Total Debt Service	5000						0			0
112	PROVISION FOR CONTINGENCIES (ED)	6000						15,000			15,000
113	Total Direct Disbursements/Expenditures		4,625,446	730,964	272,695	295,425	73,200	594,175	0	0	6,591,905
114	Excess (Deficiency) of Receipts/Revenues Over Disbursements/Expenditures										(300,061)
116	20 - OPERATIONS AND MAINTENANCE FUND (O&M)										
117	SUPPORT SERVICES (O&M)										
118	Support Services - Pupil										
119	Other Support Services - Pupils (Describe & Itemize)	2190									0
120	Support Services - Business										
121	Direction of Business Support Services	2510									0
122	Facilities Acquisition & Construction Services	2530									0
123	Operation & Maintenance of Plant Services	2540	33,150	3,232	400,000	120,000	27,400				583,782
124	Pupil Transportation Services	2550									0
125	Food Services	2560									0
126	Total Support Services - Business	2500	33,150	3,232	400,000	120,000	27,400	0	0	0	583,782
127	Other Support Services (Describe & Itemize)	2900									0
128	Total Support Services	2000	33,150	3,232	400,000	120,000	27,400	0	0	0	583,782
129	COMMUNITY SERVICES (O&M)	3000									0
130	PAYMENTS TO OTHER DISTRICTS & GOVT UNITS (O&M)										
131	Payments to Other Govt Units (In-State)										
132	Payments for Special Education Programs	4120									0
133	Payments for CTE Program	4140									0
134	Other Payments to In-State Govt Units (Describe & Itemize)	4190						3,000			3,000
135	Total Payments to Other Govt Units (In-State)	4100			0			3,000			3,000
136	Payments to Other Govt Units (Out of State)	4400									0
137	Total Payments to Other District and Govt Unit	4000			0			3,000			3,000
138	DEBT SERVICE (O&M)										
139	Debt Service - Interest on Short-Term Debt										
140	Tax Anticipation Warrants	5110									0
141	Tax Anticipation Notes	5120									0
142	Corporate Personal Prop Repl Tax Anticipated Notes	5130									0
143	State Aid Anticipation Certificates	5140									0
144	Other Interest on Short-Term Debt (Describe & Itemize)	5150									0
145	Total Debt Service - Interest on Short-Term Debt	5100						0			0
146	Debt Service - Interest on Long-Term Debt	5200						185,000			185,000
147	Total Debt Service	5000						185,000			185,000
148	PROVISION FOR CONTINGENCIES (O&M)	6000									0
149	Total Direct Disbursements/Expenditures		33,150	3,232	400,000	120,000	27,400	188,000	0	0	771,782
150	Excess (Deficiency) of Receipts/Revenues Over Disbursements/Expenditures										(97,218)
152	30 - DEBT SERVICE FUND (DS)										
153	PAYMENTS TO OTHER DISTRICTS & GOVT UNITS (DS)	4000									0
154	DEBT SERVICE (DS)										
155	Debt Service - Interest on Short-Term Debt										
156	Tax Anticipation Warrants	5110									0
157	Tax Anticipation Notes	5120									0
158	Corporate Personal Prop Repl Tax Anticipation Notes	5130									0
159	State Aid Anticipation Certificates	5140									0
160	Other Interest on Short-Term Debt (Describe & Itemize)	5150									0
161	Total Debt Service - Interest On Short-Term Debt	5100						0			0

	A	B	C	D	E	F	G	H	I	J	K
1			(100)	(200)	(300)	(400)	(500)	(600)	(700)	(800)	(900)
2	Description	Funct #	Salaries	Employee Benefits	Purchased Services	Supplies & Materials	Capital Outlay	Other Objects	Non-Capitalized Equipment	Termination Benefits	Total
162	Debt Service - Interest on Long-Term Debt	5200									0
163	Debt Service - Payments of Principal on Long-Term Debt ¹⁵ (Lease/Purchase Principal Retired)	5300						380,000			380,000
164	Debt Service Other (Describe & Itemize)	5400									0
165	Total Debt Service	5000			0			380,000			380,000
166	PROVISION FOR CONTINGENCIES (DS)	6000									0
167	Total Direct Disbursements/Expenditures				0			380,000			380,000
168	Excess (Deficiency) of Receipts/Revenues Over Disbursements/Expenditures										183,874
170	40 - TRANSPORTATION FUND (TR)										
171	SUPPORT SERVICES (TR)										
172	Support Services - Pupils										
173	Other Support Services - Pupils (Describe & Itemize)	2190									0
174	Support Services - Business										
175	Pupil Transportation Services	2550	1,301	0	355,600	0	0	2,500			359,401
176	Other Support Services (Describe & Itemize)	2900									0
177	Total Support Services	2000	1,301	0	355,600	0	0	2,500	0	0	359,401
178	COMMUNITY SERVICES (TR)										
179	PAYMENTS TO OTHER DISTRICTS & GOVT UNITS (TR)										
180	Payments to Other Govt Units (In-State)										
181	Payments for Regular Program	4110									0
182	Payments for Special Education Programs	4120									0
183	Payments for Adult/Continuing Education Programs	4130									0
184	Payments for CTE Programs	4140									0
185	Payments for Community College Programs	4170									0
186	Other Payments to In-State Govt Units (Describe & Itemize)	4190									0
187	Total Payments to Other Govt Units (In-State)	4100			0			0			0
188	Payments to Other Govt Units (Out-of-State) (Describe & Itemize)	4400									0
189	Total Payments to Other Districts & Govt Units	4000			0			0			0
190	DEBT SERVICE (TR)										
191	Debt Service - Interest on Short-Term Debt										
192	Tax Anticipation Warrants	5110									0
193	Tax Anticipation Notes	5120									0
194	Corporate Personal Prop Repl Tax Anticipation Notes	5130									0
195	State Aid Anticipation Certificates	5140									0
196	Other Interest on Short-Term Debt (Describe and Itemize)	5150									0
197	Total Debt Service - Interest On Short-Term Debt	5100						0			0
198	Debt Service - Interest on Long-Term Debt	5200									0
199	Debt Service - Payments of Principal on Long-Term Debt ¹⁵ (Lease/Purchase Principal Retired)	5300									0
200	Debt Service - Other (Describe and Itemize)	5400									0
201	Total Debt Service	5000						0			0
202	PROVISION FOR CONTINGENCIES (TR)	6000									0
203	Total Direct Disbursements/Expenditures		1,301	0	355,600	0	0	2,500	0	0	359,401
204	Excess (Deficiency) of Receipts/Revenues Over Disbursements/Expenditures										49,412
205											
206	50 - MUNICIPAL RETIREMENT/SOC SEC FUND (MR/SS)										
207	INSTRUCTION (MR/SS)										
208	Regular Program	1100		39,985							39,985
209	Pre-K Programs	1125		3,356							3,356
210	Special Education Programs (Functions 1200-1220)	1200		21,420							21,420
211	Special Education Programs Pre-K	1225									0
212	Remedial and Supplemental Programs K-12	1250		3,154							3,154
213	Remedial and Supplemental Programs Pre-K	1275									0

ESTIMATED DISBURSEMENTS/EXPENDITURES

1	A	B	C	D	E	F	G	H	I	J	K
2	Description	Funct #	(100) Salaries	(200) Employee Benefits	(300) Purchased Services	(400) Supplies & Materials	(500) Capital Outlay	(600) Other Objects	(700) Non-Capitalized Equipment	(800) Termination Benefits	(900) Total
214	Adult/Continuing Education Programs	1300									0
215	CTE Programs	1400									0
216	Interscholastic Programs	1500		1,785							1,785
217	Summer School Programs	1600		357							357
218	Gifted Programs	1650		1,428							1,428
219	Driver's Education Programs	1700									0
220	Bilingual Programs	1800		3,451							3,451
221	Truant Alternative & Optional Programs	1900									0
222	Total Instruction	1000		74,936							74,936
223	SUPPORT SERVICES (MR/SS)										
224	Support Services - Pupil										
225	Attendance & Social Work Services	2110		1,071							1,071
226	Guidance Services	2120									0
227	Health Services	2130		8,092							8,092
228	Psychological Services	2140									0
229	Speech Pathology & Audiology Services	2150									0
230	Other Support Services - Pupils (Describe & Itemize)	2190									0
231	Total Support Services - Pupil	2100		9,163							9,163
232	Support Services - Instructional Staff										
233	Improvement of Instruction Services	2210									0
234	Educational Media Services	2220		7,973							7,973
235	Assessment & Testing	2230									0
236	Total Support Services - Instructional Staff	2200		7,973							7,973
237	Support Services - General Administration										
238	Board of Education Services	2310									0
239	Executive Administration Services	2320		1,726							1,726
240	Special Area Administrative Services	2330									0
241	Claims Paid from Self Insurance Fund	2361									0
242	Workers' Compensation or Workers' Occupation Disease Acts Payments	2362									0
243	Unemployment Insurance Payments	2363									0
244	Insurance Payments (regular or self-insurance)	2364									0
245	Risk Management and Claims Services Payments	2365									0
246	Judgment and Settlements	2366									0
247	Educational, Inspectional, Supervisory Services Related to Loss Prevention or Reduction	2367									0
248	Reciprocal Insurance Payments	2368									0
249	Legal Service	2369									0
250	Total Support Services - General Administration	2300		1,726							1,726
251	Support Services - School Administration										
252	Office of the Principal Services	2410		15,232							15,232
253	Other Support Services - School Administration (Describe & Itemize)	2490									0
254	Total Support Services - School Administration	2400		15,232							15,232
255	Support Services - Business										
256	Direction of Business Support Services	2510									0
257	Fiscal Services	2520		27,965							27,965
258	Facilities Acquisition & Construction Services	2530									0
259	Operation & Maintenance of Plant Service	2540		5,236							5,236
260	Pupil Transportation Services	2550		595							595
261	Food Services	2560		4,522							4,522
262	Internal Services	2570									0
263	Total Support Services - Business	2500		38,318							38,318

	A	B	C	D	E	F	G	H	I	J	K
1			(100)	(200)	(300)	(400)	(500)	(600)	(700)	(800)	(900)
2	Description	Funct #	Salaries	Employee Benefits	Purchased Services	Supplies & Materials	Capital Outlay	Other Objects	Non-Capitalized Equipment	Termination Benefits	Total
264	Support Services - Central										
265	Direction of Central Support Services	2610									0
266	Planning, Research, Development & Evaluation Services	2620									0
267	Information Services	2630									0
268	Staff Services	2640									0
269	Data Processing Services	2660		179							179
270	Total Support Services - Central	2600		179							179
271	Other Support Services (Describe & Itemize)	2900									0
272	Total Support Services	2000		72,591							72,591
273	COMMUNITY SERVICES (MR/SS)	3000									0
274	PAYMENTS TO OTHER DISTRICTS & GOVT UNITS (MR/SS)										
275	Payments for Special Education Programs	4120									0
276	Payments for CTE Programs	4140									0
277	Total Payments to Other Districts & Govt Units	4000		0							0
278	DEBT SERVICE (MR/SS)										
279	Debt Service - Interest on Short-Term Debt										
280	Tax Anticipation Warrants	5110									0
281	Tax Anticipation Notes	5120									0
282	Corporate Personal Prop Repl Tax Anticipation Notes	5130									0
283	State Aid Anticipation Certificates	5140									0
284	Other (Describe & Itemize)	5150									0
285	Total Debt Service	5000						0			0
286	PROVISION FOR CONTINGENCIES (MR/SS)	6000									0
287	Total Direct Disbursements/Expenditures			147,527				0			147,527
288	Excess (Deficiency) of Receipts/Revenues Over Disbursements/Expenditures										(29,265)
289											
290	60 - CAPITAL PROJECTS (CP)										
291	SUPPORT SERVICES (CP)										
292	Support Services - Business										
293	Facilities Acquisition & Construction Services	2530									0
294	Other Support Services (Describe & Itemize)	2900									0
295	Total Support Services	2000	0	0	0	0	0	0	0		0
296	PAYMENTS TO OTHER DISTRICTS & GOVT UNITS (CP)										
297	Payments to Other Govt Units (In-State)										
298	Payments to Other Govt Units (In-State)	4100									0
299	Payment for Special Education Programs	4120									0
300	Payment for CTE Programs	4140									0
301	Other Payments to In-State Governmental Units (Describe & Itemize)	4190									0
302	Total Payments to Other Districts & Govt Units	4000			0			0			0
303	PROVISION FOR CONTINGENCIES (CP)	6000									0
304	Total Direct Disbursements/Expenditures		0	0	0	0	0	0	0		0
305	Excess (Deficiency) of Receipts/Revenues Over Disbursements/Expenditures										0
306											
307	70 WORKING CASH FUND (WC)										
308											
309	80 - TORT FUND (TF)										
310	SUPPORT SERVICES - GENERAL ADMINISTRATION										
311	Claims Paid from Self Insurance Fund	2361									0
312	Workers' Compensation or Workers' Occupational Disease Act Payments	2362									0
313	Unemployment Insurance Payments	2363									0
314	Insurance Payments (regular or self-insurance)	2364									0
315	Risk Management and Claims Services Payments	2365									0
316	Judgment and Settlements	2366									0

	A	B	C	D	E	F	G	H	I	J	K
1			(100)	(200)	(300)	(400)	(500)	(600)	(700)	(800)	(900)
2	Description	Funct #	Salaries	Employee Benefits	Purchased Services	Supplies & Materials	Capital Outlay	Other Objects	Non-Capitalized Equipment	Termination Benefits	Total
317	Educational, Inspectional, Supervisory Services Related to Loss Prevention or Reduction	2367									0
318	Reciprocal Insurance Payments	2368									0
319	Legal Service	2369									0
320	Property Insurance (Building & Grounds)	2371									0
321	Vehicle Insurance (Transportation)	2372									0
322	Total Support Services - General Administration	2000	0	0	0	0	0	0	0		0
323	DEBT SERVICE (TF)										
324	Debt Service - Interest on Short-Term Debt										
325	Tax Anticipation Warrants	5110									0
326	Corporate Personal Property Replacement Tax Anticipation Notes	5130									0
327	Other Interest on Short-Term Debt	5150									0
328	Total Debt Service	5000						0			0
329	PROVISION FOR CONTINGENCIES (TF)	6000									0
330	Total Direct Disbursements/Expenditures		0	0	0	0	0	0	0		0
331	Excess (Deficiency) of Receipts/Revenues Over Disbursements/Expenditures										0
332											
333	90 - FIRE PREVENTION & SAFETY FUND (FP&S)										
334	SUPPORT SERVICES (FP&S)										
335	Support Services - Business										
336	Facilities Acquisition & Construction Services	2530									0
337	Operation & Maintenance of Plant Service	2540									0
338	Total Support Services - Business	2500	0	0	0	0	0	0	0		0
339	Other Support Services (Describe & Itemize)	2900									0
340	Total Support Services	2000	0	0	0	0	0	0	0		0
341	PAYMENTS TO OTHER DISTRICTS & GOVT UNITS (FP&S)										
342	Other Payments to In-State Govt Units (Describe & Itemize)	4190									0
343	Total Payments to Other Districts & Govt Units (FPS)	4000						0			0
344	DEBT SERVICE (FP&S)										
345	Debt Service - Interest on Short-Term Debt										
346	Tax Anticipation Warrants	5110									0
347	Other Interest on Short-Term Debt	5150									0
348	Total Debt Service - Interest on Short-Term Debt	5100						0			0
349	Debt Service - Interest on Long-Term Debt	5200									0
350	Debt Service - Payments of Principal on Long-Term Debt ¹⁵	5300									0
351	(Lease/Purchase Principal Retired)										0
352	Total Debt Service	5000						0			0
353	PROVISIONS FOR CONTINGENCIES (FP&S)	6000									0
354	Total Direct Disbursements/Expenditures		0	0	0	0	0	0	0		0
355	Excess (Deficiency) of Receipts/Revenues Over Disbursements/Expenditures										0

This page is provided for detailed itemizations as requested within the body of the Report.

- 1.
- 2.
- 3.
- 4.

	A	B	C	D	E	F
1						
2	Roselle School District No. 12 19-022-0120-02-0000					
3	DEFICIT BUDGET SUMMARY INFORMATION - Operating Funds Only					
4		EDUCATIONAL	OPERATIONS & MAINTENANCE	TRANSPORTATION	WORKING CASH	TOTAL
5	Direct Revenues	6,291,844	674,564	408,813	100	7,375,321
6	Direct Expenditures	6,591,905	771,782	359,401		7,723,088
7	Difference	(300,061)	(97,218)	49,412	100	(347,767)
8	Estimated Fund Balance - June 30, 2012	556,951	(682)	134,959	378,984	1,070,212
9	<p>Unbalanced budget, however, a deficit reduction plan is not required at this time.</p>					
10						
11						
12	<p>A deficit reduction plan is required if the local board of education adopts (or amends) the 2011-12 school district budget in which the "operating funds" listed above result in direct revenues (line 5) being less than direct expenditures (line 6) by an amount equal to or greater than one-third (1/3) of the ending fund balance (line 8).</p>					
13	<p>Note: The balance is determined using only the four funds listed above. That is, if the estimated ending fund balance is less than three times the deficit spending, the district must adopt and file with ISBE a deficit reduction plan to balance the shortfall within three years.</p>					
14	<p>The deficit reduction plan, if required, is developed using ISBE guidelines and format.</p>					

**ILLINOIS STATE BOARD OF EDUCATION
SCHOOL BUSINESS SERVICES DIVISION**

	A	B	C	D	E	F	G
1	Roselle School District No. 12 19-022-0120-02-0000 District Number		DEFICIT REDUCTION PLAN				
2			ESTIMATED BUDGET				
3			FY2011-12				
4							
5							
6			Educational Fund	Operations & Maintenance Fund	Transportation Fund	Working Cash Fund	Total
7	ESTIMATED BEGINNING FUND BALANCE (must equal prior Ending Fund Balance)		457,012	81,536	85,547	828,884	1,452,979
8	RECEIPTS/REVENUES	Acct No.					
9	LOCAL SOURCES	1000	5,256,043	674,564	219,491	100	6,150,198
10	FLOW-THROUGH RECEIPTS/REVENUES FROM ONE DISTRICT TO ANOTHER DISTRICT	2000	0	0	0		0
11	STATE SOURCES	3000	598,259	0	189,322	0	787,581
12	FEDERAL SOURCES	4000	437,542	0	0	0	437,542
13	Total Receipts/Revenues		6,291,844	674,564	408,813	100	7,375,321
14	DISBURSEMENTS/EXPENDITURES	Funct No.					
15	INSTRUCTION	1000	4,329,728				4,329,728
16	SUPPORT SERVICES	2000	1,735,677	583,782	359,401		2,678,860
17	COMMUNITY SERVICES	3000	0	0	0		0
18	PAYMENTS TO OTHER DISTRICTS & GOVT. UNITS	4000	511,500	3,000	0		514,500
19	DEBT SERVICES	5000	0	185,000	0		185,000
20	PROVISION FOR CONTINGENCIES	6000	15,000	0	0		15,000
21	Total Disbursements/Expenditures		6,591,905	771,782	359,401		7,723,088
22	Excess of Receipts/Revenue Over/(Under) Disbursements/Expenditures		(300,061)	(97,218)	49,412	100	(347,767)
23	OTHER SOURCES/USES OF FUNDS						
24	OTHER SOURCES OF FUNDS (7000)		400,000	15,000	0	0	415,000
25	OTHER USES OF FUNDS (8000)		0	0	0	450,000	450,000
26	TOTAL OTHER SOURCES/USES OF FUNDS		400,000	15,000	0	(450,000)	(35,000)
27	ESTIMATED ENDING FUND BALANCE		556,951	(682)	134,959	378,984	1,070,212

**ILLINOIS STATE BOARD OF EDUCATION
SCHOOL BUSINESS SERVICES DIVISION**

	A	B	H	I	J	K	L
1	Roselle School District No. 12 19-022-0120-02-0000 District Number		ESTIMATED BUDGET				
2			FY2012-13				
3							
4							
5							
6			Educational Fund	Operations & Maintenance Fund	Transportation Fund	Working Cash Fund	Total
7	ESTIMATED BEGINNING FUND BALANCE (must equal prior Ending Fund Balance)		556,951	(682)	134,959	378,984	1,070,212
8	RECEIPTS/REVENUES	Acct No.					
9	LOCAL SOURCES	1000					0
10	FLOW-THROUGH RECEIPTS/REVENUES FROM ONE DISTRICT TO ANOTHER DISTRICT	2000					0
11	STATE SOURCES	3000					0
12	FEDERAL SOURCES	4000					0
13	Total Receipts/Revenues		0	0	0	0	0
14	DISBURSEMENTS/EXPENDITURES	Funct No.					
15	INSTRUCTION	1000					0
16	SUPPORT SERVICES	2000					0
17	COMMUNITY SERVICES	3000					0
18	PAYMENTS TO OTHER DISTRICTS & GOVT. UNITS	4000					0
19	DEBT SERVICES	5000					0
20	PROVISION FOR CONTINGENCIES	6000					0
21	Total Disbursements/Expenditures		0	0	0		0
22	Excess of Receipts/Revenue Over/(Under) Disbursements/Expenditures		0	0	0	0	0
23	OTHER SOURCES/USES OF FUNDS						
24	OTHER SOURCES OF FUNDS (7000)						0
25	OTHER USES OF FUNDS (8000)						0
26	TOTAL OTHER SOURCES/USES OF FUNDS		0	0	0	0	0
27	ESTIMATED ENDING FUND BALANCE		556,951	(682)	134,959	378,984	1,070,212

**ILLINOIS STATE BOARD OF EDUCATION
SCHOOL BUSINESS SERVICES DIVISION**

	A	B	M	N	O	P	Q
1	Roselle School District No. 12 19-022-0120-02-0000 District Number		ESTIMATED BUDGET FY2013-14				
2							
3							
4							
5							
6			Educational Fund	Operations & Maintenance Fund	Transportation Fund	Working Cash Fund	Total
7	ESTIMATED BEGINNING FUND BALANCE (must equal prior Ending Fund Balance)		556,951	(682)	134,959	378,984	1,070,212
8	RECEIPTS/REVENUES	Acct No.					
9	LOCAL SOURCES	1000					0
10	FLOW-THROUGH RECEIPTS/REVENUES FROM ONE DISTRICT TO ANOTHER DISTRICT	2000					0
11	STATE SOURCES	3000					0
12	FEDERAL SOURCES	4000					0
13	Total Receipts/Revenues		0	0	0	0	0
14	DISBURSEMENTS/EXPENDITURES	Funct No.					
15	INSTRUCTION	1000					0
16	SUPPORT SERVICES	2000					0
17	COMMUNITY SERVICES	3000					0
18	PAYMENTS TO OTHER DISTRICTS & GOVT. UNITS	4000					0
19	DEBT SERVICES	5000					0
20	PROVISION FOR CONTINGENCIES	6000					0
21	Total Disbursements/Expenditures		0	0	0		0
22	Excess of Receipts/Revenue Over/(Under) Disbursements/Expenditures		0	0	0	0	0
23	OTHER SOURCES/USES OF FUNDS						
24	OTHER SOURCES OF FUNDS (7000)						0
25	OTHER USES OF FUNDS (8000)						0
26	TOTAL OTHER SOURCES/USES OF FUNDS		0	0	0	0	0
27	ESTIMATED ENDING FUND BALANCE		556,951	(682)	134,959	378,984	1,070,212

**ILLINOIS STATE BOARD OF EDUCATION
SCHOOL BUSINESS SERVICES DIVISION**

	A	B	R	S	T	U	V
1	Roselle School District No. 12 19-022-0120-02-0000 District Number		ESTIMATED BUDGET FY2014-15				
2							
3							
4							
5							
6			Educational Fund	Operations & Maintenance Fund	Transportation Fund	Working Cash Fund	Total
7	ESTIMATED BEGINNING FUND BALANCE (must equal prior Ending Fund Balance)		556,951	(682)	134,959	378,984	1,070,212
8	RECEIPTS/REVENUES	Acct No.					
9	LOCAL SOURCES	1000					0
10	FLOW-THROUGH RECEIPTS/REVENUES FROM ONE DISTRICT TO ANOTHER DISTRICT	2000					0
11	STATE SOURCES	3000					0
12	FEDERAL SOURCES	4000					0
13	Total Receipts/Revenues		0	0	0	0	0
14	DISBURSEMENTS/EXPENDITURES	Funct No.					
15	INSTRUCTION	1000					0
16	SUPPORT SERVICES	2000					0
17	COMMUNITY SERVICES	3000					0
18	PAYMENTS TO OTHER DISTRICTS & GOVT. UNITS	4000					0
19	DEBT SERVICES	5000					0
20	PROVISION FOR CONTINGENCIES	6000					0
21	Total Disbursements/Expenditures		0	0	0		0
22	Excess of Receipts/Revenue Over/(Under) Disbursements/Expenditures		0	0	0	0	0
23	OTHER SOURCES/USES OF FUNDS						
24	OTHER SOURCES OF FUNDS (7000)						0
25	OTHER USES OF FUNDS (8000)						0
26	TOTAL OTHER SOURCES/USES OF FUNDS		0	0	0	0	0
27	ESTIMATED ENDING FUND BALANCE		556,951	(682)	134,959	378,984	1,070,212

**ILLINOIS STATE BOARD OF EDUCATION
SCHOOL BUSINESS SERVICES DIVISION**

	A	B	W	X	Y	Z
1			SUMMARY			
2			BUDGET ADDENDUM - DEFICIT REDUCTION PLAN			
3	Roselle School District No. 12	19-022-0120-02-0000	ESTIMATED BUDGET			
4	<i>District Number</i>		<i>Date of Adoption:</i>			
5			<i>(Enter as MM/DD/YY)</i>			
6			FY2011-12	FY2012-13	FY2013-14	FY2014-15
7	ESTIMATED BEGINNING FUND BALANCE (must equal prior Ending Fund Balance)		1,452,979	1,070,212	1,070,212	1,070,212
8	RECEIPTS/REVENUES	Acct No.				
9	LOCAL SOURCES	1000	6,150,198	0	0	0
10	FLOW-THROUGH RECEIPTS/REVENUES FROM ONE DISTRICT TO ANOTHER DISTRICT	2000	0	0	0	0
11	STATE SOURCES	3000	787,581	0	0	0
12	FEDERAL SOURCES	4000	437,542	0	0	0
13	Total Receipts/Revenues		7,375,321	0	0	0
14	DISBURSEMENTS/EXPENDITURES	Funct No.				
15	INSTRUCTION	1000	4,329,728	0	0	0
16	SUPPORT SERVICES	2000	2,678,860	0	0	0
17	COMMUNITY SERVICES	3000	0	0	0	0
18	PAYMENTS TO OTHER DISTRICTS & GOVT. UNITS	4000	514,500	0	0	0
19	DEBT SERVICES	5000	185,000	0	0	0
20	PROVISION FOR CONTINGENCIES	6000	15,000	0	0	0
21	Total Disbursements/Expenditures		7,723,088	0	0	0
22	Excess of Receipts/Revenue Over/(Under) Disbursements/Expenditures		(347,767)	0	0	0
23	OTHER SOURCES/USES OF FUNDS					
24	OTHER SOURCES OF FUNDS (7000)		415,000	0	0	0
25	OTHER USES OF FUNDS (8000)		450,000	0	0	0
26	TOTAL OTHER SOURCES/USES OF FUNDS		(35,000)	0	0	0
27	ESTIMATED ENDING FUND BALANCE		1,070,212	1,070,212	1,070,212	1,070,212

Deficit Reduction Plan-Background/Assumptions
Fiscal Year 2012 through Fiscal Year 2015

Roselle School District No. 12 19-022-0120-02-0000

Please complete the following schedule and include a brief description to identify any areas of the budget that will be impacted from one year to the next. If the deficit reduction plan relies upon new local revenues, identify contingencies for further budget reductions which will be enacted in the event those new revenues are not available. For additional information, please see:

www.isbe.net/sfms/budget/2012/budget.htm

1. Background and Narrative of Budget Reductions:

2. Assumptions Used in the Deficit Reduction Plan:

- Foundation Levels for General State Aid:

- Equal Assessed Valuation and Tax Rates:

- Employee Salaries and Benefits:

- Short and Long Term Borrowing:

- Educational Impact:

- Other Assumptions:

- Has the district considered shared services (Ex: Media Coop, Transportation, Insurance) If yes please explain:

ESTIMATED LIMITATION OF ADMINISTRATIVE COSTS

(For Local Use Only)

This is an estimated Limitation of Administrative Costs Worksheet only and will not be accepted for Official Submission of the Limitation of Administrative Costs Worksheet.

The worksheet is intended for use during the budgeting process to estimate the district's percent increase of FY2012 budgeted expenditures over FY2011 actual expenditures. Budget information is copied to this page. Insert the prior year estimated actual expenditures to compute the estimated percentage increase (decrease).

The official Limitation of Administrative Costs Worksheet is attached to the end of the Annual Financial Report (ISBE Form 50-35) and may be submitted in conjunction with that report.

An official Limitation of Administrative Costs Worksheet can also be found on the ISBE website at:

[Limitation of Administrative Costs](#)

ESTIMATED LIMITATION OF ADMINISTRATIVE COSTS WORKSHEET (Section 17-1.5 of the School Code)			School District Name: Roselle School District No. 12				
			RCDT Number: 19-022-0120-02-0000				
Description	Funct. No.	Estimated Actual Expenditures, Fiscal Year 2011			Budgeted Expenditures, Fiscal Year 2012		
		(10) Educational	(20) Operations & Maintenance	Total	(10) Educational	(20) Operations & Maintenance	Total
1. Executive Administration Services	2320			0	203,117		203,117
2. Special Area Administration Services	2330			0	0		0
3. Other Support Services - School Administration	2490			0	0		0
4. Direction of Business Support Services	2510			0	0	0	0
5. Internal Services	2570			0	0		0
6. Direction of Central Support Services	2610			0	0		0
7. Deduct - Early Retirement or Other Pension Obligations Included Above				0			0
8. Totals		0	0	0	203,117	0	203,117
9. Estimated Percent Increase (Decrease) for FY2012 (Budgeted) over FY2011 (Actual)							Enter Actual Data!

Roselle School District No. 12 19-022-0120-02-0000

See: School Code, Section 10-20.21 - Contracts

[illegible]

Reference Description

- ¹ Each fund balance should correspond to the fund balance reflected on the books as of June 30th - Balance Sheet Accounts #720 and #730 (audit figures, if available).
- ² Accounting and Financial Reporting for Certain Grants and Other Financial Assistance. The "On-Behalf" Payments should only be reflected on this page (Budget Summary, Lines 10 and 20).
- ³ Requires the secretary of the school board to notify the county clerk (within 30 days of the transfer approval) to abate an equal amount of taxes to be next extended. See Sec. 10-22.14 & 17-2.11.
- ⁴ Principal on Bonds Sold:
 - (1) Funding Bonds are to be entered in the fund or funds in which the liability occurs.
 - (2) Refunding Bonds can be entered in the Debt Services Fund only.
 - (3) Building Bonds can be entered in the Capital Projects Fund only.
 - (4) Fire Prevention and Safety Bonds can be entered in the Fire Prevention & Safety Fund only.
- ⁵ The proceeds from the sale of school sites, buildings, or other real estate shall be used first to pay the principal and interest on any outstanding bonds on the property being sold, and after all such bonds have been retired, the remaining proceeds from the sale next shall be used by the school board to meet any urgent district needs as determined under Sections 2-3.12 and 17-2.11 of the School Code. Once these issues have been addressed, any remaining proceeds may be used for any other authorized purpose and for deposit into any district fund.
- ⁶ The School Code, Section 10-22.44 prohibits the transfer of interest earned on the investment of "any funds for purposes of Illinois Municipal Retirement under the Pension Code." This prohibition does not include funds for Social Security and Medicare-only purposes. For additional requirements on interest earnings, see 23 Illinois Administrative Code, Part 100, Section 100.50.
- ⁷ Cash plus investments must be greater than or equal to zero.
- ⁸ For cash basis budgets, this total will equal the Budget Summary - Total Direct Receipts/Revenues (Line 9) plus Total Other Sources of Funds (Line 45).
- ⁹ For cash basis budgets, this total will equal the Budget Summary - Total Direct Disbursements/Expenditures (Line 19) plus Total Other Uses of Funds (Line 63).
- ¹⁰ Working Cash Fund loans may be made to any district fund for which taxes are levied (Section 20-6 of the School Code).
- ¹¹ Include revenue accounts 1110 through 1115, 1117, 1118 & 1120.
- ¹² The School Code Section 17-2.2c. Tax for leasing educational facilities or computer technology or both, and for temporary relocation expense purposes.
- ¹³ Corporate personal property replacement tax revenue must be first applied to the Municipal Retirement/Social Security Fund to replace tax revenue lost due to the abolition of the corporate personal property tax (30 ILCS 115/12). This provision does not apply to taxes levied for Medicare-Only purposes.
- ¹⁴

Only tuition payments made to private facilities. See Functions 4200 or 4400 for estimated public facility disbursements/expenditures.
- ¹⁵ Payment towards the retirement of lease/purchase agreements or bonded/other indebtedness (principal only) otherwise reported within the fund - e.g.: alternate revenue bonds. (Describe & Itemize)
- ¹⁶ Only abolishment of Working Cash Fund must transfer its funds directly to the Educational Fund upon adoption of a resolution and at the close of the current school Year (see 105 ILCS 5/20-8 for further explanation)

Only abatement of working cash fund can transfer its funds to any fund in most need of money
(see 105 ILCS 5/20-10 for further explanation)

CHECK FOR ERRORS	
<p>This worksheet checks various cells to assure that selected items are in balance.</p> <p>Out-of-balance conditions are accompanied by an error message.</p> <p>Errors must be corrected before the budget is finalized and submitted to ISBE.</p>	
Budget Item References	Message
Is Deficit Reduction Plan Required?	Deficit reduction plan is not required.
If required, is Deficit Reduction Plan Completed (Page: DefReductPlan 20-24)?	
1. Cover Page - CASH or ACCRUAL	
Check one type of Accounting Basis used on the Cover sheet.	ACCRUAL
2. Budget Summary: Other Sources (Page BudgetSum 2-3 - Acct 7000), must equal Other Uses (BudgetSum 2-3 - Acct. 8000).	
Estimated Beginning Fund Balance July,1 2011 for all Funds (Cells C3 - K3)(Line must have a number or zero)	OK
Transfer Among Funds (Funds 10, 20, 40 - Acct 7130 - Cells C29, D29, F29), must equal (Funds 10, 20 & 40 - Acct 8130 - Cells C52, D52, F52).	OK
Transfer of Interest (Funds 10 thru 90 - Acct 7140 - Cells C30:K30), must equal (Funds 10 thru 60, & 80 - Acct 8140 - Cells C53:H53, J53).	OK
Transfer to Debt Service to Pay Principal on Capital Leases (Fund 30 - Acct 7400 - Cell E39) must equal (Funds 10, 20 & 60 - Acct 8400 Cells C57:H60).	OK
Transfer to Debt Service to Pay Interest on Capital Leases (Fund 30 - Acct 7500 - Cell E40) must equal (Funds 10, 20 & 60 - Acct 8500 - Cells C61:H64).	OK
Transfer to Debt Service Fund to Pay Principal on Revenue Bonds (Fund 30 - Acct 7600 - Cell E41) must equal (Funds 10 & 20 - Acct 8600 - Cells C65:D68).	OK
Transfer to Debt Service to Pay Interest on Revenue Bonds (Fund 30 - Acct 7700 - Cell E42) must equal (Funds 10 & 20 - Acct 8700 - Cells C69:D72).	OK
Transfer to Capital Projects Fund (Fund 60 - Acct 7800 - Cell H43) must equal (Fund 10 & 20, Acct 8800 - Cells C73:D76).	OK
3. Summary of Cash Transactions: Beginning Cash Balance on Hand July 1, 2011, (CashSum 4, All Funds), cannot be negative.	
Educational (Fund 10 - Cell C3)	OK
Operations & Maintenance (Fund 20 - Cell D3)	OK
Debt Service (Fund 30 - Cell E3)	OK
Transportation (Fund 40 - Cell F3)	OK
Municipal Retirement/Social Security (Fund 50 - Cell G3)	OK
Capital Projects (Fund 60 - Cell H3)	OK
Working Cash (Fund 70 - Cell I3)	OK
Tort (Fund 80 - Cell J3)	OK
Fire Prevention & Safety (Fund 90 - Cell K3)	OK
4. Summary of Cash Transactions: Ending Cash Balance on Hand June 30, 2012, (Page CashSum 4 - All Funds), cannot be negative.	
Educational (Fund 10 - Cell C21)	OK
Operations & Maintenance (Fund 20 - Cell D21)	OK
Debt Service (Fund 30 - Cell E21)	OK
Transportation (Fund 40 - F21)	OK
Municipal Retirement/Social Security (Fund 50 - Cell G21)	OK
Capital Projects (Fund 60 - H21)	OK
Working Cash (Fund 70 - Cell I21)	OK
Tort (Fund 80 - Cell J21)	OK
Fire Prevention & Safety (Fund 90 - Cell K21)	OK
5. Summary of Cash Transactions: Other Receipts, (Page CashSum 4), must equal Other Disbursements, (Page CashSum 4).	
Interfund Loans Payable (Funds 10:60, 80, 90 - Acct 411 - Cells C6:H6, J6:K6) must equal Interfund Loans Receivable (Funds 10:20, 40, 70 - Acct 141 - Cells C15:D15, F15, I15).	OK
Interfund Loans Receivable (Funds 10, 20, 40 & 70 - Acct 141 - Cells C7:D7, F7, I7) must equal Interfund Loans Payable (Funds 10:60, 80, 90 - Acct 411 - Cells C16:H16, J16, K16).	OK

End of Balancing